



## **juice pack**

Made for Samsung Galaxy S7  
& Samsung Galaxy S7 edge

---

USER MANUAL

## **Welcome**

Thank you for purchasing the mophie **juice pack** battery case made for Samsung Galaxy S7 or S7 edge. Your **juice pack** case gives your phone everyday protection and enough power to go all day without your needing to find a power outlet. Its wireless charging capability means that recharging your **juice pack** case and phone couldn't be any easier—simply set the **juice pack** case on top of just about any wireless charging base.

## **Package Contains**

- mophie **juice pack** battery case made for Samsung Galaxy S7 or S7 edge
- Micro-USB Cable
- Pass-through Headphone Adapter

## **Features**

Your mophie **juice pack** battery case's lithium-polymer battery extends the battery life of your phone for hours with more power to rock, talk, surf and send, all while providing a comfortable ergonomic design with the complete protection of a hard-shell case.

Here are just some of the reasons why your **juice pack** case is so great:

- Wireless charging—you can simply place the **juice pack** case on just about any wireless charging base to immediately begin recharging.
- When charging from mophie chargers with **charge force** technology, the **juice pack** case will automatically align itself for a proper charge.
- (Take a breath) Ergonomic, form-fitting, fully protective impact-resistant case-and-battery-in-one made for Galaxy S7 or Galaxy S7 edge.
- High-impact Protection has rubberized support points inside of full-case protection to guard your phone from drops and hard falls.
- A 2-second press of the status button allows you to charge your phone whenever it needs it. However, even in standby mode your phone still has full-case protection.
- Priority+ wireless charging provides power to your phone first before the **juice pack** case starts to recharge.
- Track battery power at a glance with the integrated four-light LED status indicator. You can keep tabs on charging status and current battery life. Know before you go!
- Rechargeable for over 500 full cycles. Our case is built to last, letting you do more, longer.

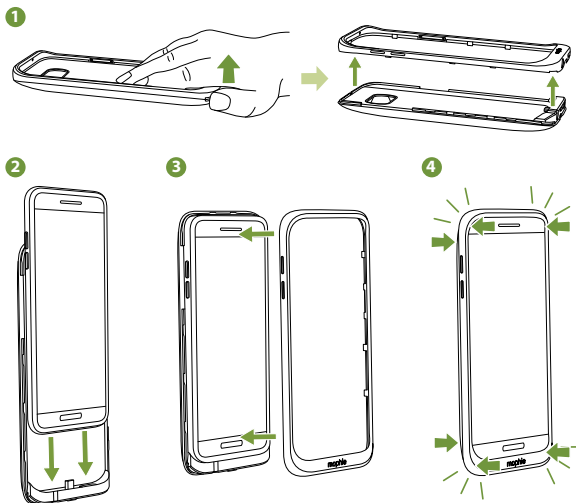
- The included pass-through headphone adapter allows you to use any style headphones while your phone is in the **juice pack** case.
- Built in short-circuit, over-charge, and temperature protection, so you can charge with confidence. Safety First!

## **Compatibility**

- The mophie **juice pack** battery case made for Galaxy S7 is designed and intended solely for the Samsung Galaxy S7 phone. Please do not attempt to use it with any other device.
- The mophie **juice pack** battery case made for Galaxy S7 edge is designed and intended solely for the Samsung Galaxy S7 edge phone. Please do not attempt to use it with any other device.
- The mophie **juice pack** battery cases made for Galaxy S7 Galaxy S7 edge will charge wirelessly from any Qi-compatible wireless charger, and are also compatible with other wireless charging technologies, such as those used at Starbucks stores, on Delta Air Lines flights, in IKEA products with wireless charging, and in consumer vehicles that support wireless charging.


## Installing your juice pack case

1. While holding down the back of the **juice pack** case, pull up on the front corner with your thumb to separate the case sections.
2. Keeping it flat against the case, slide your phone straight down onto the connector in the bottom of the **juice pack** case back.
3. Fit the **juice pack** case front section onto the back section.
4. Press the two **juice pack** case halves together at all four corners. The case will audibly “snap” at each corner when it is successfully closed.



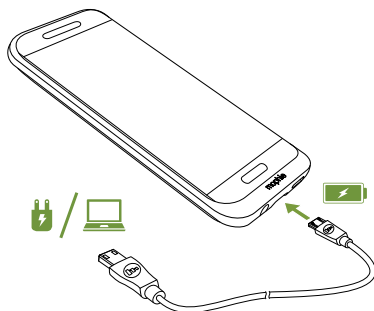
## Charging your phone using your *juice pack* case

To begin charging your phone, press the status button for two seconds.



## Charging your *juice pack* case (wired)

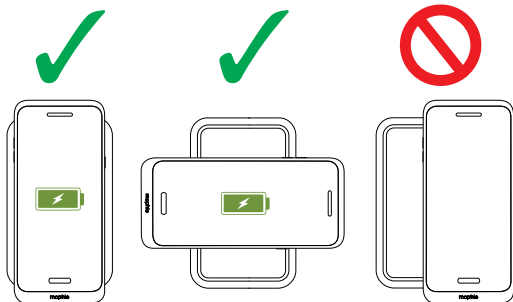
Use the supplied micro-USB cable to charge your **juice pack** case by connecting it to your computer or any power source with a USB out, like the USB wall adapter included with your phone. Normal charging should take only two or three hours for maximum power.



### Charging your *juice pack* case (wireless)

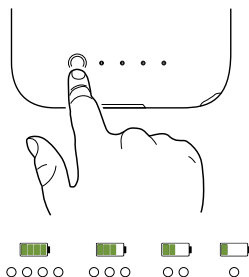
Your **juice pack** case will work with all Qi-compatible wireless chargers, and can be wirelessly charged by most brands of wireless charging bases. It is also compatible with other wireless charging technologies, such as those used at Starbucks stores, on Delta Air Lines flights, in IKEA products with wireless charging and in consumer vehicles that support wireless charging.

Place the **juice pack** case on the wireless charging base to begin charging. Follow the charging base instructions, and make sure that the **juice pack** case is centered on the charging base as shown in the illustration below. (When charging from a mophie **charge force** product, the **juice pack** case will automatically align itself for a proper charge.)



## Checking your *juice pack* case's charging status

Momentarily press the status button on your **juice pack** case and the status LEDs will indicate its charge level. Four LEDs means that the case is fully charged, while one LED means that it's almost empty. Know before you go!



## Taking care of your *juice pack* battery case

- Keep your **juice pack** case dry and away from moisture and corrosive materials.
- Do not clean your **juice pack** case with harsh chemicals, soaps or detergents. Just wipe it with a soft, water-dampened cloth.
- Make sure the case's USB port does not become contaminated with lint or other debris. Use a canned-air type of product periodically to ensure that the port opening is clear.
- Recharge your **juice pack** case once every three months when not in use. If you plan on putting it away, charge it for one hour first.



## **Warranty**

At mophie, we are dedicated to making the best quality products we can. To back this up, this product is warranted for 2 years from date of purchase. This warranty does not affect any statutory rights that you may be entitled to. Keep a copy of your purchase receipt as proof of purchase. Be sure to register your product at [mophie.com](http://mophie.com). Failure to register your product and/or provide proof of purchase may void the warranty.

## **Exclusions & Limitations**

Except for the limited warranty expressly set forth or to the extent restricted or prohibited by applicable law, mophie expressly disclaims any and all other warranties express or implied, including any warranty of quality, merchantability, or fitness for a particular purpose, and you specifically agree that mophie shall not be liable for any special, incidental, indirect, punitive, or consequential damages for breach of any warranty of any type on any mophie product. In addition to and without limiting the generality of the foregoing disclaimers, the limited warranty does not, under any circumstances, cover the replacement or cost of any electronic device or personal property inside or outside of the mophie product.

## Customer Service

Telephone: 1-888-8mophie

International: +1 (269) 743-1340

Web: [www.mophie.com/cs](http://www.mophie.com/cs)

## Warning

Read all instructions and warnings prior to using this product. Improper use of this product may result in product damage, excess heat, toxic fumes, fire or explosion, for which damages you ("Purchaser"), and not mophie llc ("Manufacturer") are responsible.

- ☠ Do not store device in high-temperature environment, including heat caused by intense sunlight or other forms of heat. Do not place device in fire or other excessively hot environments.
- ☠ Be cautious of excessive drops, bumps, abrasions, or other impacts to this device. If there is any damage to the device such as dents, punctures, tears, deformities, or corrosion due to any cause, discontinue use. Contact Manufacturer or dispose of it in an appropriate manner at your local battery-recycling center.
- ☠ Do not disassemble this device or attempt to re-purpose or modify it in any manner.
- ☠ For questions or instructions for the various ways to charge the device refer to the *Charging your juice pack* case sections of this manual.

- ⓧ Do not attempt to replace any part of this device.
- ⓧ If this device is intended by Purchaser to be used by a minor, purchasing adult agrees to provide detailed instructions and warnings to any minor prior to use. Failure to do so is sole responsibility of Purchaser, who agrees to indemnify Manufacturer for any unintended use/misuse by a minor.
- ⓧ All products have gone through a thorough quality assurance inspection. If you find that your device is excessively hot, is emitting odor, is deformed, abraded, cut or is experiencing or demonstrating an abnormal phenomenon, immediately stop all product use and contact Manufacturer.
- ⓧ Never dispose of batteries in the garbage. Disposal of batteries in the garbage is unlawful under state and federal environmental laws and regulations. Always take used batteries to your local battery-recycling center.
- ⓧ This product contains chemicals known to the state of California to cause cancer and birth defects or other reproductive harm.

## **Legal**

This product is meant for use only in conjunction with the appropriate device. Please consult your device packaging to determine whether this product is compatible with your particular device. Manufacturer is not responsible for any damages to any device incurred through the use of this product.

Manufacturer shall not in any way be liable to you or to any third party for any damages you or any third party may suffer as a result of use, intended or unintended, or misuse of this product in conjunction with any device or accessory other than the appropriate device for which this product is designed. Manufacturer will not be responsible for any damages you or any third party may suffer as a result of misuse of this product as outlined above. If you are responsible for product use with an unintended device and damages result from such use, you agree to indemnify Manufacturer for any resulting injuries to any third part(ies).

mophie, juice pack, charge force, Stay Powerful, the five-circles design, and the mophie logo are trademarks of mophie inc. Samsung and Galaxy S are trademarks of Samsung Electronics Co., Ltd. 'Designed for Samsung' means that an accessory has been designed to connect specifically to Samsung mobile phones and has been certified by the developer to meet Samsung performance standards. Samsung is not responsible for the operation of this device or its compliance with safety and regulatory standards. The IKEA wordmark is a registered trademark of Inter IKEA Systems B.V. All rights reserved. Patents: [mophie.com/patents](http://mophie.com/patents).

This device complies with part 15 of the FCC Rules and RSS-Gen of IC Rules. Operation is subject to the following two conditions: (1) This device may not cause harmful interference, and (2) this device must accept any interference received, including interference that may cause undesired operation.

NOTE: This equipment has been tested and found to comply with the limits for a Class B digital device, pursuant to part 15 of the FCC Rules. These limits are designed to provide reasonable protection against harmful interference in a residential installation. This equipment generates, uses, and can radiate radio frequency energy and, if not installed and used in accordance with the instructions, may cause harmful interference to radio communications. However, there is no guarantee that interference will not occur in a particular installation.

If this equipment does cause harmful interference to radio or television reception, which can be determined by turning the equipment off and on, the user is encouraged to try to correct the interference by one or more of the following measures:

- Reorient or relocate the receiving antenna.
- Increase the separation between the equipment and receiver.

- Connect the equipment into an outlet on a circuit different from that to which the receiver is connected.
- Consult the dealer or an experienced technician for help.

**CAUTION:** To comply with the limits of the Class B digital device, pursuant to Part 15 of the FCC Rules, this device must be used with certified peripherals and shielded cables. All peripherals must be shielded and grounded. Operation with non-certified peripherals or non-shielded cables may result in interference to radio or reception.

**MODIFICATION:** Any changes or modifications of this device could void the warranty.